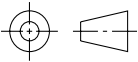
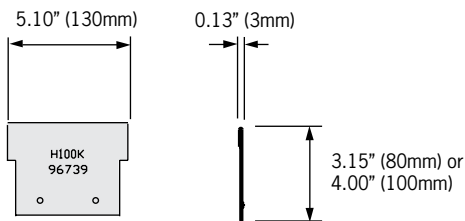
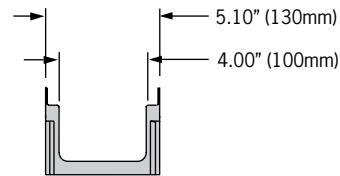
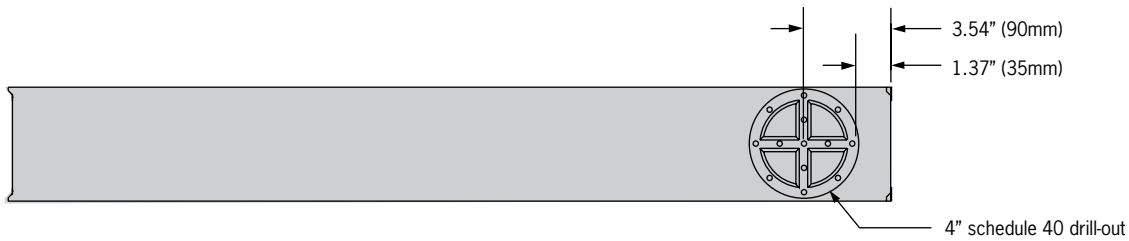
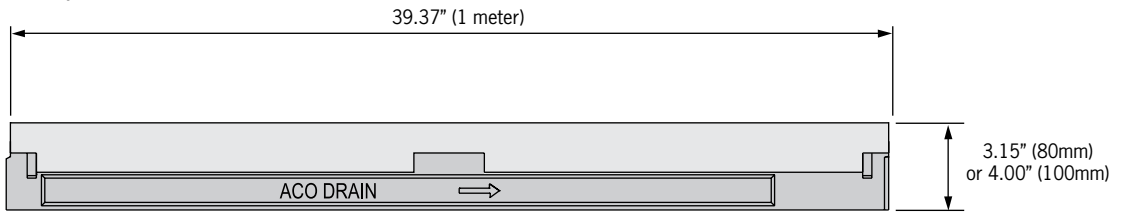


SlabDrain - H80K/H100K



H80K/H100K



Outlet flow rates

Product	Outlet size (Sch. 40)	Invert Depth	GPM	CFS
H80K channel	4" round	2.56	87	0.20
H100K channel	4" round	3.35	99	0.23

Note: These are the pipe flow rates at the specified outlet, **NOT** channel flow rates.

ACO Specification Information



ACO DRAIN

H80K/H100K trench drain system



ACO Specification Information

Description	Part No.	Invert Depth		Weight lbs.
		inches	mm	
H80K/H100K - Polyester polymer concrete				
H80K Neutral channel - 39.37" (1m)	95365	2.56	65	16.0
H80KS Neutral channel - 39.37" (1m)	95373	2.56	65	16.0
H100K Neutral channel - 39.37" (1m)	95360	3.35	85	21.4
H100KS Neutral channel - 39.37" (1m)	95379	3.35	85	21.4
H80K Galvanized steel closing cap	98462	2.56	65	1.0
H80KS Stainless steel closing cap	98471	2.56	65	1.0
H100K Galvanized steel closing cap	96739	3.35	85	1.0
H100KS Stainless steel closing cap	96740	3.35	85	1.0

Notes:

- H80KS and H100KS have Grade 304 stainless steel rails
- Add nominal 0.6" (15mm) to invert depth for overall channel depth
- Preformed Sch. 40 4" dia. drill-out cast on underside of each channel
- Use QuickLok/PowerLok grate removal tool to remove grates (Part # 01318)

Description	Part No.	Invert Depth		Weight lbs.
		inches	mm	
CH80K/CH100K - Vinyl Ester polymer concrete				
CH80K Neutral channel - 39.37" (1m)	95375	2.56	65	16.0
CH100K Neutral channel - 39.37" (1m)	95374	3.35	85	21.4
CH80K Stainless steel closing cap	98471	2.56	65	1.0
CH100K Stainless steel closing cap	98740	3.35	85	1.0

Notes:

- CH80KS and CH100KS have Grade 304 stainless steel rails
- Add nominal 0.6" (15mm) to invert depth for overall channel depth
- Preformed Sch. 40 4" dia. drill-out cast on underside of each channel
- Use QuickLok/PowerLok grate removal tool to remove grates (Part # 01318)

Specifications

General

The surface drainage system shall be ACO Drain H80K/H100K* complete with gratings secured with 'QuickLok' as manufactured by ACO Polymer Products, Inc. or equal approved.

Materials

The trench system bodies shall be manufactured from polyester polymer concrete with minimum properties as follows:

Compressive strength: 14,000 psi
 Flexural strength: 4,000 psi
 Water absorption 0.07%
 Frost proof
 Salt proof
 Dilute acid and alkali resistant

The nominal clear opening shall be 4.00" (100mm) with overall width of 5.10" (130mm). Pre-cast units shall be manufactured with neutral invert and have a wall thickness of at least 0.5" (13mm). Each unit will feature a male to female interconnecting end profile. Units shall have horizontal cast in anchoring features on the outside wall to ensure maximum mechanical bond to the surrounding bedding material and pavement surface. The galvanized/stainless* steel edge rail will be integrally cast in by the manufacturer to ensure maximum homogeneity between polymer concrete body and edge rail. Each edge rail shall be at least 1/8" (3mm) thick.

Grates

Grates should be specified. See separate ACO Spec Info grate sheets for details. After removal of grates and 'QuickLok' bar there shall be uninterrupted access to the trench to aid maintenance.

Installation

The trench drain system shall be installed in accordance with the manufacturer's installation instructions and recommendations.

*delete as appropriate

ACO Polymer Products, Inc.

East Sales Office

P.O. Box 245
 Chardon, OH 44024
 Tel: (440) 285-7000
 Toll free: (800) 543-4764
 Fax: (440) 285-7005

West Sales Office

P.O. Box 12067
 Casa Grande, AZ 85230
 Tel: (520) 421-9988
 Toll Free: (888) 490-9552
 Fax: (520) 421-9899

Electronic Contact:

info@acousa.com
 www.acousa.com

